



West Region Hospital Antibigrams - 2024

Note: Due to limitations of susceptibility testing & method updates, antibigrams are reflective of June - Sept 2024


[1. Central DuPage Hospital \(CDH\) Facility-wide Antibigram](#)

[2. Central DuPage Hospital \(CDH\) Urinary Antibigram](#)

[3. Delnor Community Hospital \(DCH\) Facility-wide Antibigram](#)

[4. Kishwaukee & Valley West Hospitals Facility-wide Antibigram](#)

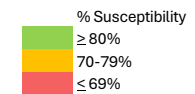
CDH 2024
Jun 1 - Sept 1
Facility-Wide
Antibiogram



Isolates	Ampicillin ^a	Ampicillin/Sulbactam	Aztreonam	Cefazolin	Cefepime	Ceftazidime	Ceftriaxone	Ciprofloxacin	Clindamycin	Daptomycin	Levofloxacin	Linezolid	Meropenem	Oxacillin	Penicillin G	Piperacillin/Tazobactam	Sulfamethoxazole/Trimethoprim	Tetracycline	Tobramycin	Vancomycin
GRAM POSITIVES																				
Enterococcus species ^b	138	92						71												95
Enterococcus faecalis ^b	117	100						76												98
Staphylococcus aureus	164								68					68			95	85		100
Methicillin-resistant Staphylococcus aureus	52								46	100		100					86	71		100
Viridans streptococci	56														82					
GRAM NEGATIVES																				
Enterobacter cloacae complex ^c	51			70		96	70	66	92		96	100				86	88		96	
Escherichia coli	751	54	60	89	72 ^e	91	89	89	74		79	100				98	75		86	
Klebsiella oxytoca	48		62	81	10	85	82	81	81		89	100				89	83		87	
Klebsiella pneumoniae	192		80	88	82 ^e	88	88	88	83		91	100				96	80		93	
Proteus mirabilis	116	76	88	92	63 ^e	95	94	94	79		83	100				97	81		78	
Pseudomonas aeruginosa	114			89		96	97		87				99			100			100	
MULTI-DRUG RESISTANT GRAM NEGATIVES																				
Extended-Spectrum β -Lactamase Enterobacteriales (ESBL-E) ^d	123							29			39	100					43		65	

Antibiogram data helps guide clinicians to choose appropriate empiric antibiotics for many infectious syndromes.

[See protocol for multi-drug resistant gram-negative agents for guidance](#)



^a Results of ampicillin susceptibility tests should be used to predict the activity of amoxicillin.

^b Ampicillin may be used to predict susceptibility to amoxicillin-clavulanate, ampicillin-sulbactam, and piperacillin-tazobactam among non- β -lactamase-producing enterococci in clinically stable/non-immunocompromised patients.

^c High likelihood of ampC hyperproduction and eventual resistance to most beta-lactams; cefepime is empiric drug of choice for systemic infections

^d Empiric treatment with a carbapenem is recommended for systemic infection (non-cystitis)

^e Results based on breakpoint ≤ 2 mg/dL; may observe higher susceptibility in urine

Abbreviations: %S, percent susceptible; SDD, susceptible-dose-dependent; CLSI, Clinical and Laboratory Standards Institute

Blank boxes indicate organism has intrinsic resistance to corresponding antimicrobial or resistance testing is not applicable


When risk for mortality or significant morbidity is high (eg. meningitis, septic shock/critical illness) agents with %S at least 90% should be selected.

Less significant concerns for mortality within the next 24 to 48 hours (eg. uncomplicated UTIs or community-acquired infections), %S of 80% may be appropriate.

Antibiogram Guidance (CLSI M100-Ed34)

[Back to top](#)

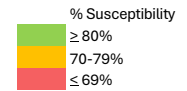
CDH 2024
Jun 1 - Sept 1
Urinary
Antibiogram



Isolates	Ampicillin ^a	Ampicillin/Sulbactam	Aztreonam	Cefazolin	Cefepime	Ceftazidime	Ceftriaxone	Ciprofloxacin	Clindamycin	Daptomycin	Levofloxacin	Linezolid	Meropenem	Nitrofurantoin	Oxacillin	Penicillin G	Piperacillin/Tazobactam	Sulfamethoxazole/Trimethoprim	Tetracycline	Tobramycin	Vancocycin
GRAM POSITIVES																					
Enterococcus faecalis ^b	77	100						76						97							98
GRAM NEGATIVES																					
Enterobacter cloacae complex ^c	31			54		100	61	54	90		96		100	48			100	83			93
Escherichia coli	680	55	60	90	87	90	89	89	74		78		100	96			100	74			85
Klebsiella oxytoca	37		59	78	21	81	80	78	81		86		100	75			89	81			86
Klebsiella pneumoniae	159		78	87	86	87	87	87	82		89		100	50			98	77			92
Proteus spp.	92	74	86	91	86	94	94	94	79		82		100				97	84			77
Pseudomonas aeruginosa	55			89		96	98		87				100				100				
MULTI-DRUG RESISTANT GRAM NEGATIVES																					
Extended-Spectrum β -Lactamase Enterobacterales (ESBL-E) ^d	108							27			38		100	69				40			65

Antibiogram data helps guide clinicians to choose appropriate empiric antibiotics for many infectious syndromes.

[See protocol for multi-drug resistant gram-negative agents for guidance](#)



^a Results of ampicillin susceptibility tests should be used to predict the activity of amoxicillin.

^b Ampicillin may be used to predict susceptibility to amoxicillin-clavulanate, ampicillin-sulbactam, and piperacillin-tazobactam among non- β -lactamase-producing enterococci in clinically stable/non-immunocompromised patients.

^c High likelihood of ampC hyperproduction and eventual resistance to most beta-lactams; cefepime is empiric drug of choice for systemic infections

^d Empiric treatment with a carbapenem is recommended for systemic infection (non-cystitis)

Abbreviations: %S, percent susceptible; SDD, susceptible-dose-dependent; CLSI, Clinical and Laboratory Standards Institute


Blank boxes indicate organism has intrinsic resistance to corresponding antimicrobial or resistance testing is not applicable

When less significant concerns for mortality within the next 24 to 48 hours (eg. uncomplicated UTIs or community-acquired infections), %S of 80% may be appropriate.

Antibiogram Guidance (CLSI M100-Ed34)

[Back to top](#)

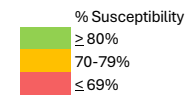
DCH 2024
Jun 1 - Sept 1
Facility-Wide
Antibiogram



Isolates	Ampicillin ^a	Ampicillin/Sulbactam	Aztreonam	Cefazolin	Cefepime	Ceftazidime	Ceftriaxone	Ciprofloxacin	Clindamycin	Daptomycin	Levofloxacin	Linezolid	Meropenem	Oxacillin	Penicillin G	Piperacillin/Tazobactam	Sulfamethoxazole/Trimethoprim	Tetracycline	Tobramycin	Vancomycin
GRAM POSITIVES																				
Enterococcus species ^b	71	98						58												100
Enterococcus faecalis ^b	59	100						56												100
Staphylococcus aureus	99								67					63			93	82		100
Methicillin-resistant Staphylococcus aureus	38								52	91		100					86	68		100
GRAM NEGATIVES																				
Escherichia coli	349	60	64	89	84 ^e	92	89	89	76		80		100			98	80		85	
Klebsiella oxytoca ^c	29		75	93	24	96	96	93	96		96		100			96	89		93	
Klebsiella pneumoniae	91		92	100	97 ^e	100	100	100	93		96		100			97	91		96	
Proteus mirabilis	43	69	76	95	76 ^e	95	95	92	74		79		100			100	88		79	
Pseudomonas aeruginosa	62			85		96	93		93				100			94				
MULTI-DRUG RESISTANT GRAM NEGATIVES																				
Extended-Spectrum β -Lactamase Enterobacteriales (ESBL-E) ^d	46							21			32		100				52		45	

Antibiogram data helps guide clinicians to choose appropriate empiric antibiotics for many infectious syndromes.

[See protocol for multi-drug resistant gram-negative agents for guidance](#)



^a Results of ampicillin susceptibility tests should be used to predict the activity of amoxicillin.

^b Ampicillin may be used to predict susceptibility to amoxicillin-clavulanate, ampicillin-sulbactam, and piperacillin-tazobactam among non- β -lactamase-producing enterococci in clinically stable/non-immunocompromised patients.

^c Fewer than 30 isolates threshold, interpret with caution

^d Empiric treatment with a carbapenem is recommended for systemic infection (non-cystitis)

^e Susceptibility higher for urinary isolates

Abbreviations: %S, percent susceptible; SDD, susceptible-dose-dependent; CLSI, Clinical and Laboratory Standards Institute

Blank boxes indicate organism has intrinsic resistance to corresponding antimicrobial or resistance testing is not applicable


When risk for mortality or significant morbidity is high (eg. meningitis, septic shock/critical illness) agents with %S at least 90% should be selected.

Less significant concerns for mortality within the next 24 to 48 hours (eg. uncomplicated UTIs or community-acquired infections), %S of 80% may be appropriate.

Antibiogram Guidance (CLSI M100-Ed34)

[Back to top](#)

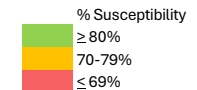
KH & VW 2024 Jun 1 - Sept 1 Facility-Wide Antibiogram



Isolates	Ampicillin ^a	Ampicillin/Sulbactam	Aztreonam	Cefazolin	Cefepime	Ceftazidime	Ceftioxone	Ciprofloxacin	Clindamycin	Daptomycin	Levofloxacin	Linezolid	Meropenem	Oxacillin	Penicillin G	Piperacillin/Tazobactam	Sulfamethoxazole/Trimethoprim	Tetracycline	Tobramycin	Vancomycin
GRAM POSITIVES																				
Enterococcus species ^b	53	96						76												100
Enterococcus faecalis ^b	48	95						76												95
Staphylococcus aureus	82								58					65			98	85		100
Methicillin-resistant Staphylococcus aureus	30								31	100		100					93	73		100
GRAM NEGATIVES																				
Escherichia coli	370	58	64	90	85 ^e	94	91	90	76		79		100			98	78			86
Klebsiella pneumoniae	70		79	92	91 ^e	93	92	92	87		87		100			100	85			92
Proteus mirabilis	35	82	88	94	80 ^e	97	94	94	65		68		100			100	74			77
Pseudomonas aeruginosa ^c	26			76		92	88		73				100			92				
MULTI-DRUG RESISTANT GRAM NEGATIVES																				
Extended-Spectrum β -Lactamase Enterobacterales (ESBL-E) ^d	53							18			26		100				43			52

Antibiogram data helps guide clinicians to choose appropriate empiric antibiotics for many infectious syndromes.

[See protocol for multi-drug resistant gram-negative agents for guidance](#)



^a Results of ampicillin susceptibility tests should be used to predict the activity of amoxicillin.

^b Ampicillin may be used to predict susceptibility to amoxicillin-clavulanate, ampicillin-sulbactam, and piperacillin-tazobactam among non- β -lactamase-producing enterococci in clinically stable/non-immunocompromised patients.

^c Fewer than 30 isolates threshold, interpret with caution

^d Empiric treatment with a carbapenem is recommended for systemic infection (non-cystitis)

^e Susceptibility higher for urinary isolates

Abbreviations: %S, percent susceptible; SDD, susceptible-dose-dependent; CLSI, Clinical and Laboratory Standards Institute

Blank boxes indicate organism has intrinsic resistance to corresponding antimicrobial or resistance testing is not applicable

When risk for mortality or significant morbidity is high (eg. meningitis, septic shock/critical illness) agents with %S at least 90% should be selected.

Less significant concerns for mortality within the next 24 to 48 hours (eg. uncomplicated UTIs or community-acquired infections), %S of 80% may be appropriate.

Antibiogram Guidance (CLSI M100-Ed34)

[Back to top](#)